

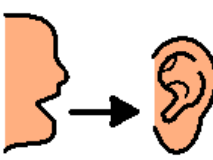




Appendices 1

To enhance your Wellcomm sessions, it's important to have a "basic" toolkit ready. This should include a visual timeline of the session, reminders for good listening and attention rules, individual whiteboards and pens, paper and pencils, and materials for conclusions—like stickers and bubbles for celebrating achievements. We have also created a list /of resources for anything else you might need.





<p>Hello.</p>  <p>Aim of today's session.</p>	<p>Good listening rules.</p> 	<p>Warm up game.</p> 	<p>Revision of last session. (BBol)</p>	<p>New learning. (BBol)</p>	<p>Conclusion task.</p> 
--	---	---	--	------------------------------------	--

Section 1

Week 1: Verbal instructions cards






Week 5

- Superlative pictures (cold, young/old, happy, tall/small)







Week 6

- Irregular plural pairs



tooth



teeth




foot



feet



goose



geese



person



people



mouse



mice



woman



women



Week 8

- Questions for prompts: (or can use p.81 BBOIs to guide word web)

Where would you find it?	What is it for?
What does it sound like?	What does it look like?
What does the word begin with?	What does the word end with?
What category does it belong to?	What colour is it?
What does the word rhyme with?	Who would use it?

Week 9

- List of homonyms

hole	whole
knew	new
saw	saw
week	week
blue	blew
hair	hare
ate	eight

Section 2

Week 2

- Warm up: instruction colouring sheet (each child needs one of their own)



1. Colour one of the first superheroes' gloves blue.
2. Colour one of the middle superheroes' boot red.
3. Colour the last superheroes' shoes yellow and blue.
4. Colour the last superheroes' mask black and purple.
5. Put red spots on the last superheroes' cape.

Week 5:

- Comparative / superlative table and pictures:

Adjective	Irregular comparative	Irregular superlative
good	better	best
bad	worse	worst
little	less	least
much / many	more	most



Week 6:

- Irregular past tense table, pictures and yesterday/today table:

Verb	Irregular past tense
buy	bought
catch	caught
sleep	slept
hit	hit
take	took
hide	hid
forget	forgot
make	made
drive	drove
break	broke
choose	chose
do	did
fall	fell
go	went





Today	Yesterday

Week 8:


- Questions for prompts: (or can use p.81 BBOIs to guide word web)

Where would you find it?	What is it for?
What does it sound like?	What does it look like?
What does the word begin with?	What does the word end with?
What category does it belong to?	What colour is it?
What does the word rhyme with?	Who would use it?

Section 3

Week 2:

- Warm up: instruction colouring sheet (each child needs one of their own)



1. Color the snowman's hat red.
2. Color the snowman's scarf green.
3. Color the snowman's buttons blue.
4. Color the boy's hat green.
5. Color the boy's jacket and pants purple.
6. Color the girl's jacket and pants yellow.
7. Color the kids' ice skates tan.
8. Add blue and purple snowflakes to this picture.
9. Turn this paper over and write three sentences about this picture on the back.

Week 4:

- Debate cards, e.g.:



Week 5:

- Verb pictures:



Week 8:

- Questions for prompts: (or can use p.81 BBOIs to guide word web)

Where would you find it?	What is it for?
What does it sound like?	What does it look like?
What does the word begin with?	What does the word end with?
What category does it belong to?	What colour is it?
What does the word rhyme with?	Who would use it?

Section 4

Week 1

- Sarcasm cards:

When you first go into the session have a mess on the table. When the children come in and sit down you can say "Thanks for tidying up everyone"

Discuss if you are being sarcastic or not.

It is raining really hard outside. Your friend looks at you and says "Wow what a beautiful day!"

Are they being sarcastic or not?

Get a child to give you a book and say "So happy I have to read this! (in a sarcastic tone)"

Discuss if you are being sarcastic or not.

Drop something on the floor and say, "Oh that's just great!"

Discuss if you are being sarcastic or not.

You score a goal when playing football. Your friend tells you that you scored a brilliant goal!

Are they being sarcastic or not?

Your friend says "Thank you for your help, I could not have done that without you!"

Are they being sarcastic or not?

Week 2

- Warm up: instruction colouring sheet (each child needs one of their own)



1. Colour one of the first superheroes' gloves blue.
2. Colour one of the middle superheroes' boot red.
3. Colour the last superheroes' shoes yellow and blue.
4. Colour the last superheroes' mask black and purple.
5. Put red spots on the last superheroes' cape.

Week 3

- Debate cards, e.g.:

<p>Justify an opinion</p> <p>Should pupils have to wear uniform?</p>	<p>Justify an opinion</p> <p>Should homework be banned?</p>
--	---

Week 4

- Likely/unlikely and levels of certainty:

Language of certainty

Likely

Language of certainty

Unlikely

Language of certainty

certainly

Language of certainty

definitely

Language of certainty

probably

Language of certainty

potentially

Language of certainty

occasionally

Language of certainty

possibly

Language of certainty

usually

Week 8:

- Questions for prompts: (or can use p.81 BBOIs to guide word web)

Where would you find it?	What is it for?
What does it sound like?	What does it look like?
What does the word begin with?	What does the word end with?
What category does it belong to?	What colour is it?
What does the word rhyme with?	Who would use it?