

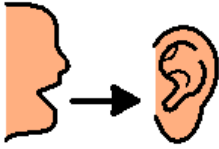




Appendices WellComm Early Years session planning (from section 5)

To enhance your Wellcomm sessions, it's important to have a "basic" toolkit ready. This should include a visual timeline of the session, reminders for good listening and attention rules, individual whiteboards and pens, paper and pencils, and materials for conclusions—like stickers and bubbles for celebrating achievements. We have also created a list /of resources for anything else you might need.



<p>Hello.</p>  <p>Aim of today's session.</p>	<p>Good listening rules.</p> 	<p>Warm up game.</p> 	<p>Revision of last session. (BBol)</p>	<p>New learning. (BBol)</p>	<p>Conclusion task.</p> 
--	---	---	--	------------------------------------	--

Section 5

Week 1

- Attention and Listening activity: Keys, bells, coins



- Picture cards:



Week 3

- Attention and Listening Activity: Inset puzzle of animals or use pictures below:



Week 8


- Sound lotto: Environmental Sounds Outside Sounds
- Picture cards:



Week 9

- Singular/plural cards:





Week 10 Additional activities or revisit a previous session if children need more work on it!

- Picture cards of various items:



Section 6

Week 1

- Warm up: transport cards



Week 2:

- Action cards





Week 5

- Pictures below / inset puzzle



- Use pictures from week 2
- Picture cards



Week 6

- Attention and Listening: picture cards:



Week 7

- Picture cards:






Section 7

Week 1:

- Many and few picture cards:







Week 3:

- Picture cards:






Week 5:





- If you have them, use toys of popular characters. If you don't, use the photos provided:





Week 7:

- Warm up: matching pic cards (see below)







- Pics of opposites (see below)







Week 8:

- Warm up: Print the resource [farm animal picture dominoes_kirsi_alastalo.pdf](https://www.kirsi-alastalo.fi/farm_animal_picture_dominoes_kirsi_alastalo.pdf) for picture dominoes
- Pictures of clothes and boy and girl (see below)








Week 9:

- Warm up: pictures of zoo animals (see below)



Section 8

Week 1

- When cards





Week 2

- Food pictures



Week 3

- Action pictures



Week 4

- Attention and listening activity:



Week 7

- Emotion pictures:



Week 9

- Action pictures:





Section 9

Week 1:



- (Photocopy one chart per child - keep one master copy for yourself).

Monday	Tuesday	Wednesday	Thursday	Friday	Saturday	Sunday



Week 4:

- List of idioms:

LIST OF IDIOMS

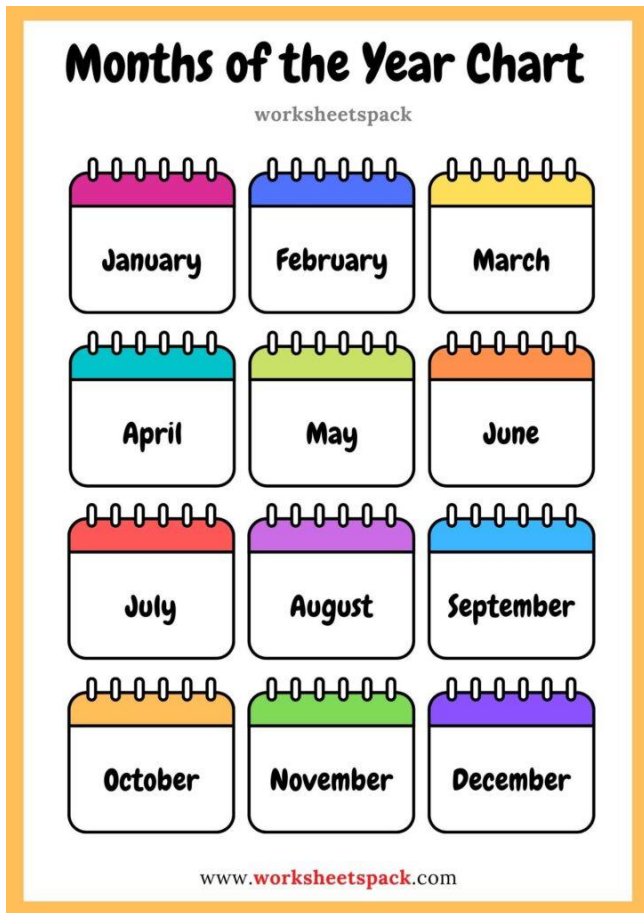
 [Grammarly.com](https://www.grammarly.com) 

- A drop in the bucket
- All ears
- Bite the bullet
- Blow off steam
- Break even
- Break the bank
- Heart of gold
- Hit the books
- In the red
- Burn the midnight oil
- Cash cow
- Cost an arm and a leg
- Cry over spilled milk
- Cut to the chase
- Cutting corners
- Eyeball it
- Face the music
- Feel under the weather
- Find your feet
- Foot the bill
- Get over something
- Head in the clouds
- In the same boat
- Jump on the bandwagon
- Keep an eye on
- Keep your chin up
- Kick the bucket
- Knuckle down
- Hit the hay
- Hit the sack
- Sit tight
- Make ends meet
- Midas touch
- Off the chain
- On cloud nine
- On the ball
- Out of pocket
- Over the hill
- Pinch pennies
- Pitch in
- Play it by ear
- Receive a kickback
- Ring a bell
- Rolling in dough
- Rule of thumb




Week 6:


- Use days of the week chart from Week 1 and months of the year chart (below)



Week 7:

- Attention and listening activity:








- I went to the shops pictures:



Week 8:

- Odd one out pictures













Week 9:

- Idiom pictures



Scenario: This little boy's friends are joking with him, but then he starts getting upset.
Example: "They're only pulling your leg!"



Scenario: This girl is speaking in front of lots of people.
Example: "She has butterflies in her stomach."



Scenario: This man is feeling poorly.

Example: "He is under the weather."



Scenario: This boy is daydreaming in class.

Example: "He's got his head in the clouds!"



Scenario: This little girl loves to read.

Example: "She's a real bookworm!"

Week 10:

- Use pretend food if you have - if not, use pics

